


**S.T.E.A.M. Project:**  
**ARCTIC ANIMAL RESEARCH MOBILE**



*Sea Bear: A Journey for Survival* by Lindsay Moore  
(Greenwillow Books/HarperCollins 2019)

**Purpose:**

This project was created to encourage students to further explore the Arctic ecosystem described in the picture book, *Sea Bear: A Journey for Survival*, through art and research. The purposes of this S.T.E.A.M. based mobile project are to learn about the Arctic, practice research skills, build scientific communication skills, use fine motor skills, and encourage science, ocean and climate literacy. The project can be completed in groups or by individuals and is easily modified to meet the needs of different classrooms.

## Supplies:

2 sheets of card stock  
3x5 notecards  
2 empty cereal boxes  
scissors  
glue stick  
hole punch  
string  
colored pencils, crayons, paint, markers, or other art supplies  
*Sea Bear* and other reference materials  
beads or other decorative items for stringing (optional)

## Directions:

1. Read *Sea Bear: A Journey for Survival* out loud as a class.
2. Have students research animals, ideally from other resources, but *Sea Bear* can be used.
3. Have students write facts about each animal on individual notecards.
4. Either print animals provided ahead of time on card stock paper **or** have students draw their own and color in.
5. Glue card stock drawing to flattened cereal boxes for extra stability.
6. Punch holes.
7. Hang with string.
8. Optional: String beads or other decorative items on mobile.

## Other Recommended Titles:

*If Polar Bears Disappeared* by Lily Williams  
*The Polar Bear* by Jenni Desmond

## Other Ideas:

- Make animals to scale.
- Make a food chain or food web
- Add more or different animals

## Online Resources:

Polar Bears International <http://polarbearsinternational.org/polar-bears>  
Narwhal FAQ by Dr. Kristin Laidre <https://staff.washington.edu/klaidre/narwhal-faq/>

**S.T.E.A.M. ACTIVITY GUIDE:**

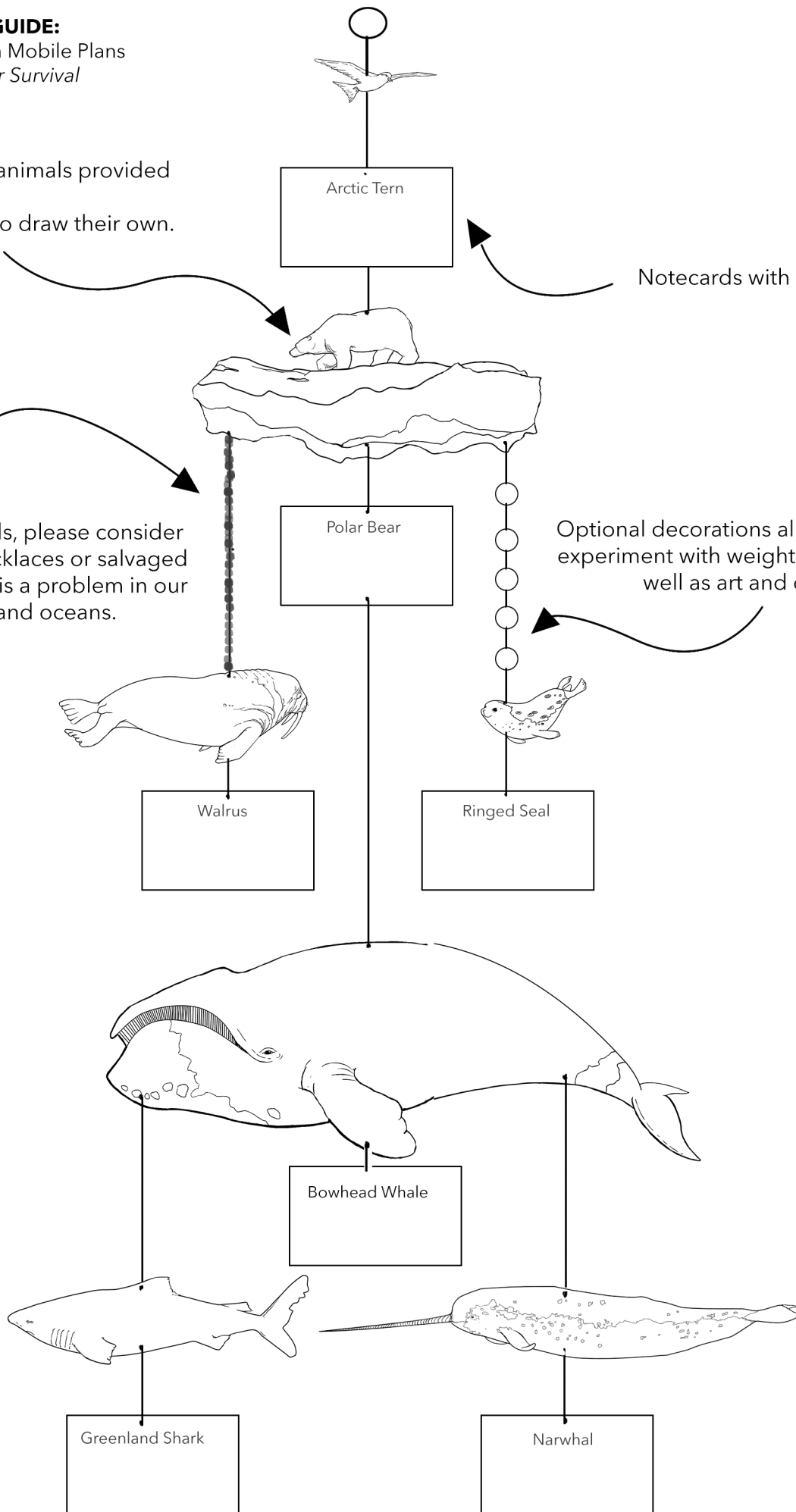
Arctic Animal Research Mobile Plans  
*Sea Bear: A Journey for Survival*  
by Lindsay Moore


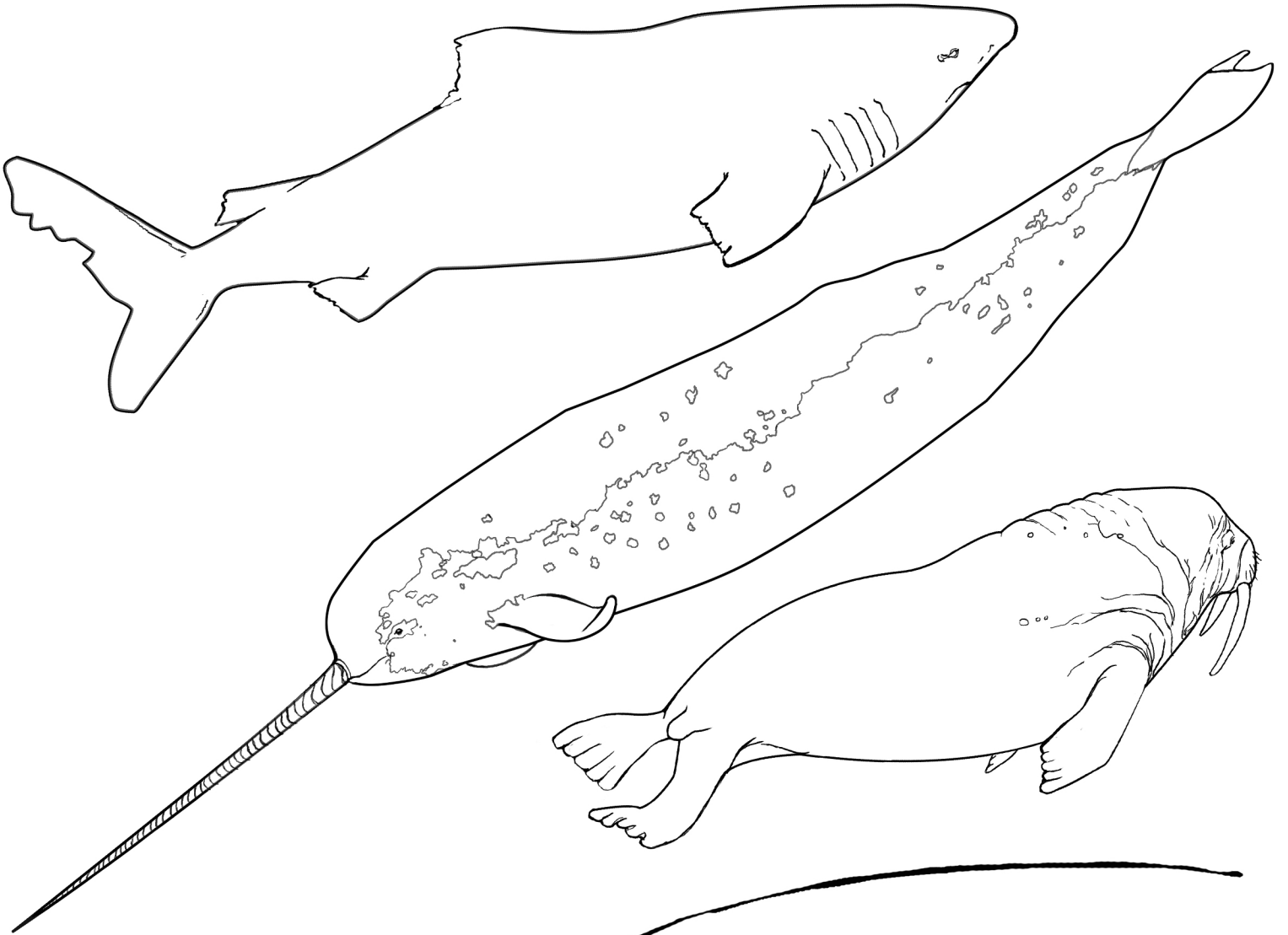
Use the drawings of animals provided  
OR  
encourage students to draw their own.

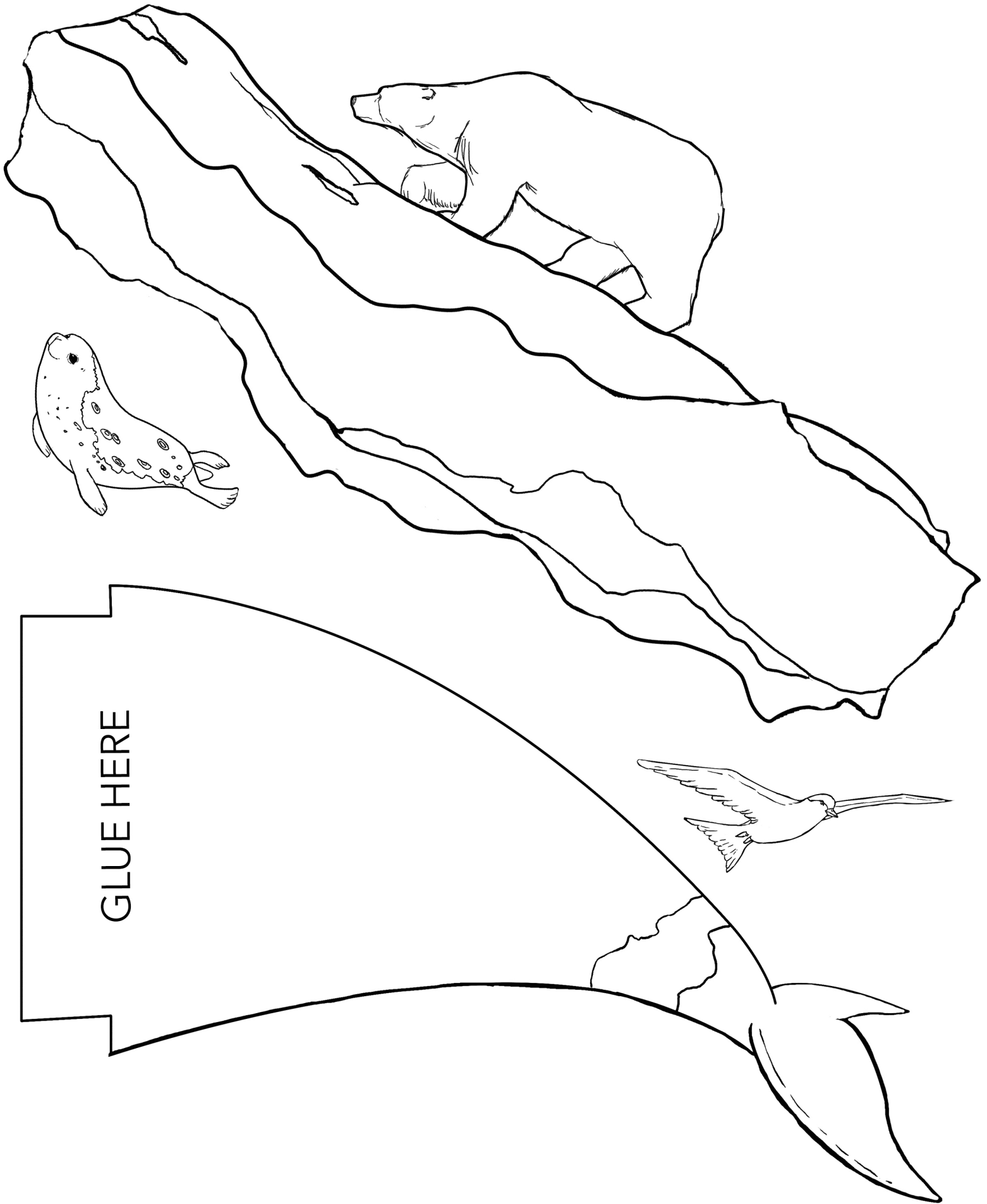
Notecards with animal facts.

If using plastic beads, please consider  
repurposing old necklaces or salvaged  
art supplies. Plastic is a problem in our  
lakes, rivers and oceans.

Optional decorations allow students to  
experiment with weight and balance as  
well as art and design.







GLUE HERE